

FIRESTOP AND FIRE PROTECTION SYSTEMS





Firestop Sealants, Sprays

Flexible firestop sealant CP 606	Page 343
Elastomeric silicone sealant CP 601S	Page 344
High performance intumescent firestop sealant FS-ONE MAX	Page 345
Firestop intumescent sealant CP 611A	Page 346
Firestop joint spray CFS-SP WB	Page 348



Firestop Putties

Firestop putty pad CP 617	Page 349
Firestop cable disc CFS-D 1"	Page 350



Firestop Foams

Firestop foam CP 620	Page 351
Firestop foam CFS-F FX	Page 352



Firestop Block and Plug Systems

Firestop block CFS-BL	Page 354
Firestop composite sheet CFS-COS	Page 355



Firestop Coating Systems, Cushions and Mortars

Firestop mortar CP 636	Page 356
Firestop board, coating CP 670	Page 357
Firestop board CP 670	Page 358
Firestop cushion CP 651N	Page 359



Firestop Collars, Wraps and Bandages

Firestop bandage CFS-B	Page 360
Firestop collar CP 643 N	Page 361
Firestop collar CP 644	Page 362
Firestop collar endless CFS-C EL	Page 363
Firestop wrap strip CP 648-E	Page 364



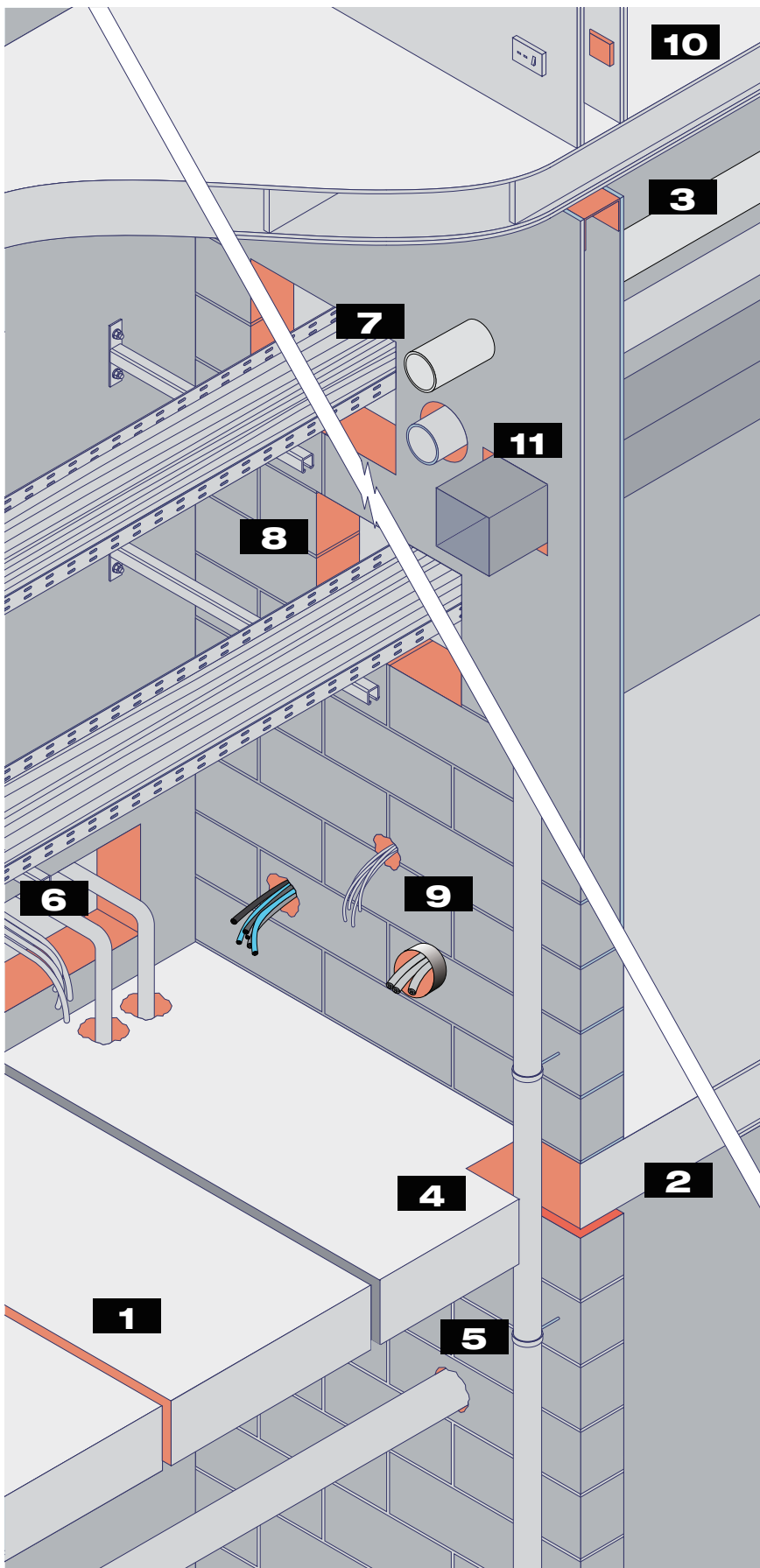
Firestop Cast-In and Sleeve Devices

Firestop sleeve CFS-SL GA	Page 365
---------------------------	----------



Cable Protection

Firestop cable coating CP 678	Page 366
-------------------------------	----------



Problem

The illustration on the left indicates a range of typical problems facing the designer.

Construction may consist of:

- concrete
- concrete block
- wood
- gypsum

The problem areas are:

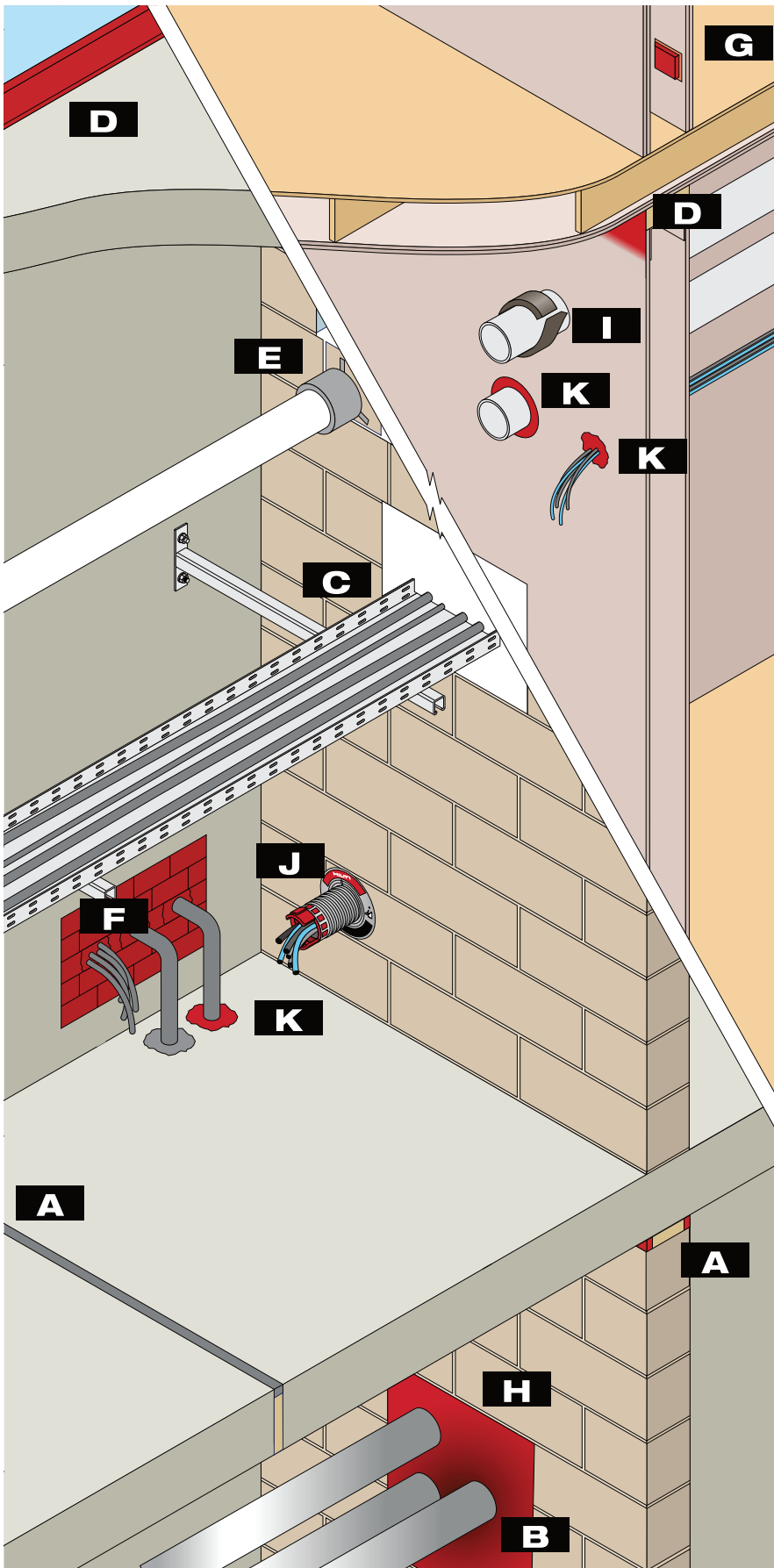
- 1** Movement joints
- 2** Rigid or low movement joints
- 3** Head of wall and perimeter joints
- 4** Metal
- 5** Plastic pipes
- 6** Multiple penetrations, pipes and/or cables
- 7** Cable trays (with permanent sealing of opening during construction, or temporary sealing allowing additional cables to be installed subsequently)
- 8** Cable trays (with permanent sealing of opening during construction)
- 9** Cables (single or bundled)
- 10** Electrical boxes
- 11** Heating/ventilation/air conditioning

Fire resistance rating

To help prevent the rapid spread of fire within a building, certain walls, floors and joints are required to meet a specific fire resistance rating — the period of time during which a building component has been tested to confine a fire or continue to perform a structural function or both. Through-penetrations and joints created during the construction process require the installation of firestop systems in order to bring the wall or floor back up to its or original fire-rating.

Firestopping

It is essential that every penetration or joint in a fire-rated wall or floor is adequately protected by sealing — or “firestopping” — such that the building component is restored to its original fire-rated condition in order to maintain compartmentalization. The quality and excellence of Hilti Firestop Products help ensure that fire, smoke and toxic gases are contained to reduce the tragic loss of human life and damage to property.



Hilti Firestop Solutions

The illustration on the left provides a basic guide to the range of Hilti Firestop products available for the applications shown.

Building Construction & Façade Application

- A** Flexible Firestop Sealant (CP 606/601S)
- B** Firestop Mortar (CP 636)/
Firestop composite sheet (CFS-COS)
- C** Firestop Board (CP 670)
- D** Firestop Joint Spray (CFS-SP WB)

Mechanical & Electrical Application
































































































































- E** Firestop Collar (CP 643N/644/CFS-C EL)
- F** Firestop Block (CFS-BL)
- G** Firestop Putty Pad (CP 617)
- H** Fire Foam (CP 620/CFS-F FX)
- I** Firestop Wrap Strip (CP 648-E)
- J** Speed Sleeve (CFS-SL GA)
- K** FS-ONE MAX High Performance
Intumescent Sealant
Firestop intumescent Sealant CP 611A
Firestop cable disc CFS-D 1"



Hilti Firestop
Saving lives
through innovation
and education




























CP PRODUCTS TESTED FOR

At least 13 other types of test have been carried out covering properties such as water tightness, chemical compatability, explosion resistance, radiation resistance, mould resistance, electrical resistance, etc.

CP 606	 Low VOC	 Fire	 Smoke /Gas Tightness	 Water Tightness	 Acoustic Insulation	 Mould & Mildew	 Siesmic	 30 ans	Resistance to Aging*
CP 601S	 Low VOC	 Fire	 Smoke /Gas Tightness	 Water Tightness	 Acoustic Insulation	 Mould & Mildew	 Siesmic	 30 ans	Resistance to Aging*
FS-One Max	 Low VOC	 Fire	 Smoke /Gas Tightness	 Water Tightness	 Acoustic Insulation	 Mould & Mildew	 Siesmic	 30 ans	Resistance to Aging*
CP 611A	 Low VOC	 Fire	 Smoke /Gas Tightness	 Water Tightness	 Acoustic Insulation	 Mould & Mildew	 Siesmic	 30 ans	Resistance to Aging*
CFS-SP WB	 Low VOC	 Fire	 Smoke /Gas Tightness	 Water Tightness	 Acoustic Insulation	 Mould & Mildew	 Siesmic	 30 ans	Resistance to Aging*
CP 617	 Low VOC	 Fire			 Acoustic Insulation	 Mould & Mildew			PLANNED
CFS-D 1"	 Low VOC	 Fire	WITH SEALANT			 Mould & Mildew			PLANNED
CP 620	 Low VOC	 Fire	 Smoke /Gas Tightness	 Water Tightness	 Acoustic Insulation	 Mould & Mildew	 Siesmic	 30 ans	Resistance to Aging*
CFS-F FX	 Low VOC	 Fire	 Smoke /Gas Tightness		 Acoustic Insulation	 Mould & Mildew	 Siesmic	 30 ans	Resistance to Aging*
CFS-BL	 Low VOC	 Fire	 Smoke /Gas Tightness		 Acoustic Insulation	 Mould & Mildew	 Siesmic	 30 ans	Resistance to Aging*
CP 636	 Low VOC	 Fire			 Acoustic Insulation	 Mould & Mildew	 Siesmic	 30 ans	Resistance to Aging*
CP 670	 Low VOC	 Fire	 Smoke /Gas Tightness	 Water Tightness	 Acoustic Insulation	 Mould & Mildew	 Siesmic	 30 ans	Resistance to Aging*
CP 651 N		 Fire	WITH SEALANT		 Acoustic Insulation	 Mould & Mildew		 30 ans	Resistance to Aging*
CFS-B	 Low VOC	 Fire	WITH SEALANT	WITH SEALANT	 Acoustic Insulation	 Mould & Mildew	 Siesmic	 30 ans	Resistance to Aging*
CP 643N	 Low VOC	 Fire	WITH SEALANT	WITH SEALANT	NOT APPLICABLE	 Mould & Mildew	 Siesmic	 30 ans	Resistance to Aging*
CP 644		 Fire	WITH SEALANT	WITH SEALANT	NOT APPLICABLE	 Mould & Mildew	 Siesmic	 30 ans	Resistance to Aging*
CFS-C EL	 Low VOC	 Fire	WITH SEALANT	WITH SEALANT	 Acoustic Insulation	 Mould & Mildew		 30 ans	Resistance to Aging*
CP 648-E	 Low VOC	 Fire	WITH SEALANT	WITH SEALANT	 Acoustic Insulation	 Mould & Mildew	 Siesmic	 30 ans	Resistance to Aging*
CFS-SL GA	 Low VOC	 Fire			 Acoustic Insulation	 Mould & Mildew	 Siesmic	 30 ans	Resistance to Aging*
CP 678	 Low VOC	 Fire				 Mould & Mildew	 Siesmic		PLANNED
CFS-COS	 Low VOC	 Fire	WITH SEALANT	WITH SEALANT	 Acoustic Insulation	 Mould & Mildew			PLANNED

* Fire resistance test reports / approvals / certificates normally do not contain any information on the service life of a firestop product / assembly. By carrying out own additional ageing tests which simulate extreme temperature / humidity conditions, Hilti provides its customers with a very high level information on product reliability and service life expectancy of the Hilti firestop systems. On the basis of the ageing cycles obtained in these test procedures as well as of experience gained in the field of concrete construction, it can be assumed that Hilti firestop systems have a service life (ageing resistance) of approximately 30 years from manufacturing date.

PRODUCTS APPROVALS AND TESTING

CP 606	British Standard BS 476-20	BS EN 1366-3		
CP 601S	British Standard BS 476-20	BS EN 1366-3		
FS-One Max	British Standard BS 476-20			
CP 611A	British Standard BS 476-20	BS EN 1366-3		
CFS-SP WB	British Standard BS 476-20	BS EN 1364-4 BS EN 1364-3		
CP 617	British Standard BS 476-20	BS EN 1364-1		
CFS-D 1"	British Standard BS 476-20	BS EN 1364-1		
CP 620	British Standard BS 476-20			
CFS-F FX	British Standard BS 476-20	BS EN 1366-3		
CFS-BL	British Standard BS 476-20	BS EN 1366-3		
CP 636	British Standard BS 476-20	BS EN 1366-3		
CP 670	British Standard BS 476-20	BS EN 1366-3		
CP 651 N	British Standard BS 476-20	BS EN 1366-3		
CFS-B	British Standard BS 476-20			
CP 643N	British Standard BS 476-20	BS EN 1366-3		
CP 644	British Standard BS 476-20	BS EN 1366-3		
CFS-C EL	British Standard BS 476-20	BS EN 1366-3		
CP 648-E	British Standard BS 476-20	BS EN 1366-3		
CFS-SL GA	British Standard BS 476-20	BS EN 1366-3		
CP 678	British Standard BS 476-20			
CFS-COS	British Standard BS 476-20			

Please note that this expected long-term ageing resistance of Hilti firestop systems, which is given on the basis of the above-mentioned tests, depends on a number of factors on which Hilti basically has no influence (e.g. environmental factors such as extreme environmental conditions, e.g. chemicals, etc.) and, therefore, are subject to the following conditions which must be strictly observed by the user with regard to the respective Hilti firestop system:

- Strict adherence to the Hilti's operating, setting, installing and other technical instructions;
- Rigorous compliance with all other conditions set in the respective specifications during the lifetime of the Hilti firestop systems, in particular with regard to regular control and maintenance as well as to foreseeable use under normal climatic condition in the respective field of application.

Customer Hotline: Hong Kong 8228 8118, Macau 00800 8228 8118 Email: hksales@hilti.com

Flexible firestop sealant CP 606



APPLICATIONS

- Sealing rigid or low-movement ceiling/wall joints, widths from 6 to 30 mm
- Sealing metal pipe penetrations
- For use in various base materials such as masonry, concrete, drywall and metal

ADVANTAGES

- Paintable
- Easy to clean up with water
- Smoke, fume and water resistant



Smoke



Water Tight



Acoustic



Siesmic



Low VOC



Mould & Mildew

Technical data

Chemical basis	Water-based acrylic dispersion
Base materials	Concrete, Masonry, Drywall, Steel
Movement¹⁾	±12.5% (ISO 11600)
Approx. tack-free time (ventilated at 77°F, 80% rel. humidity)	20 min
Approx. curing time²⁾	3 mm/3 days
Average volume shrinkage	22.2%
Application temperature range	5 - 40 °C
Temperature resistance range	-30 - 80 °C
Storage and transportation temperature range	5 - 25 °C
Shelf life³⁾	24 Months

¹⁾ according to HTC 1250

²⁾ at 75°F/24°C, 50% relative humidity

³⁾ at 77°F/25°C and 50% relative humidity; from date of manufacture



Consumption Guide

Cartridge volume = 310 ml (CP 606)

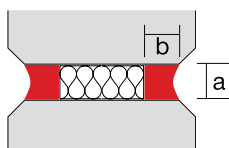
a = Joint width in mm

b = Sealant depth in mm

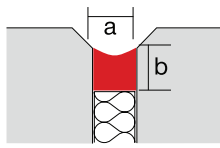
Linear metre per cartridge = $\frac{\text{Cartridge volume in ml}}{a \times b}$

e.g. a floor 20mm wide with product depth of 10mm; with 310ml cartridge

Therefore linear metres per cartridge = $310 / (20 \times 10) = 1.55$ metre per cartridge for one side of the floor



Wall

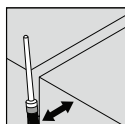


Floor

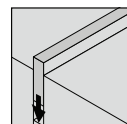
Joint width (mm)	0-15	16-20	21-30
Sealant depth (mm)	6	10	15

Application Procedure

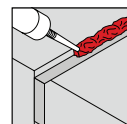
Joint installation



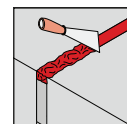
1. Clean opening



2. Insert backing material

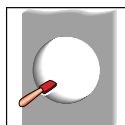


3. Apply CP 606



4. Smooth CP 606

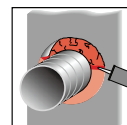
Pipe installation (non-combustible pipes only)



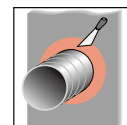
1. Clean opening



2. Insert backing material



3. Apply CP 606



4. Smooth CP 606

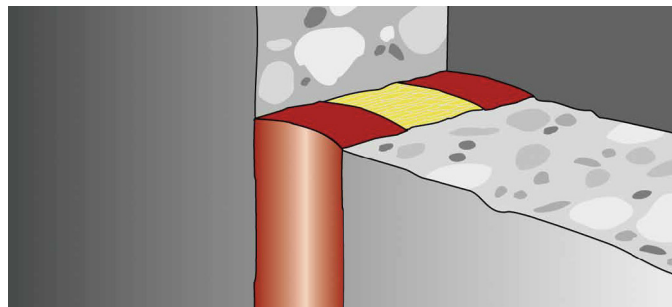
Order Now



Ordering designation	Colour	Volume per unit	Packaging	Sales pack quantity	Item number
CP 606 310ml INT grey	Grey	310 ml	Cartridge	1 pc	209630
CP 606 580ml INT grey	Grey	580 ml	Foil pack	1 pc	209633
CP 606 310ml white	white	310 ml	Cartridge	1 pc	209625
CP 606 580ml white	white	580 ml	Foil pack	1 pc	209632

Please visit Hilti website for the latest item numbers and related products

Elastomeric silicone sealant CP 601S



APPLICATIONS

- Expansion or stretched connection joints in fire compartment walls and floors
- Uninsulated metal pipes in penetrations through fire compartment walls and floors
- Acoustic insulation of pipes
- Suitable for outdoor use
- For use on concrete and masonry (indoors/outdoors)

ADVANTAGES

- Weather and UV-resistant
- Excellent movement capability
- Smoke, gas and water-resistant

Technical data

Chemical basis	Neutral elastic silicone
Base materials	Masonry, Metal, Concrete, Glass
Movement¹⁾	± 25% (ISO 11600)
Approx. tack-free time (ventilated at 77°F, 80% rel. humidity)	15 min
Approx. curing time²⁾	2 mm/3 days
Average volume shrinkage	5 %
Application temperature range	5 - 40 °C
Temperature resistance range	-40 - 160 °C
Storage and transportation temperature range	5 - 25 °C
Shelf life³⁾	12 Months

¹⁾ according to HTC 1250

²⁾ at 75°F/24°C, 50% relative humidity

³⁾ at 77°F/25°C and 50% relative humidity; from date of manufacture



Smoke



Water Tight



Acoustic



Seismic



Low VOC



Mould & Mildew



Consumption Guide

Cartridge volume = 310 ml (CP 601S)

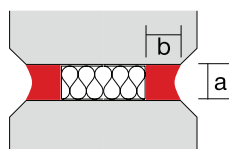
a = Joint width in mm

b = Sealant depth in mm

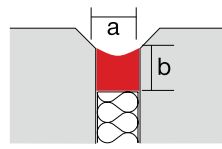
Linear metre per cartridge = $\frac{\text{Cartridge volume in ml}}{a \times b}$

e.g. a floor 50mm wide with product depth of 10mm; with 310ml cartridge

Therefore linear metres per cartridge = $310 / (50 \times 15) = 0.41$ metre per cartridge for one side of the floor



Wall

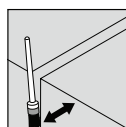


Floor

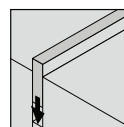
Joint width (mm)	0-15	16-100
Sealant depth (mm)	6	15

Application Procedure

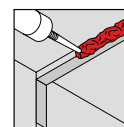
Joint installation



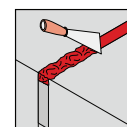
1. Clean opening



2. Insert backing material

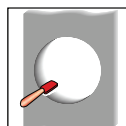


3. Apply CP 601S




4. Smooth CP 601S

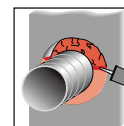
Pipe installation (non-combustible pipes only)



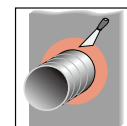
1. Clean opening



2. Insert backing material



3. Apply CP 601S



4. Smooth CP 601S

Order Now

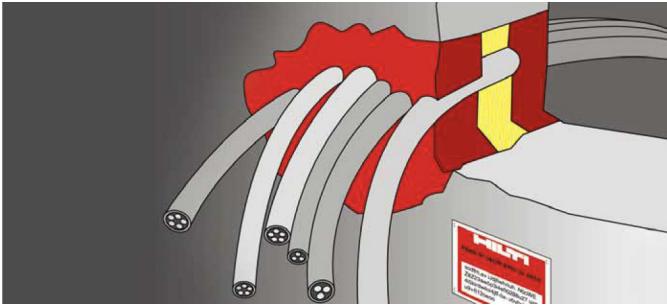


Ordering designation	Colour	Volume per unit	Packaging	Sales pack quantity	Item number
CP 601S 310ML grey	Grey	310 ml	Cartridge	1 pc	310635
CP 601S 600ML grey	Grey	600 ml	Foil pack	1 pc	312111 ¹⁾
CP 601S 310ML white	White	310 ml	Cartridge	1 pc	310633
CP 601S 600ML white	White	600 ml	Foil pack	1 pc	310637 ¹⁾

¹⁾ For detailed stock availability and lead time information please contact your Hilti representative.

Please visit Hilti website for the latest item numbers and related products

High performance intumescent firestop sealant FS-ONE MAX



APPLICATIONS

- For effectively sealing most common through penetrations in a variety of base materials
- Copper and EMT pipes
- Insulated steel and copper pipes
- Single cables and cable bundles
- Closed or vented plastic pipes
- HVAC penetrations

ADVANTAGES

- One product for most firestop applications
- Cost-effective solution
- Easy to work with and fast cleanup

Technical data

Chemical basis	Water-based acrylic dispersion
Base materials	Concrete, Concrete block, Metal, Wood, Gypsum
Expansion ratio (unrestricted, up to)	1:5
Approx. curing time¹⁾	4 mm/3 days
Average volume shrinkage	19.4 %
Application temperature range	5 - 40 °C
Temperature resistance range	-20 - 100 °C
Storage and transportation temperature range	5 - 25 °C
Shelf life²⁾	18 Months

¹⁾ at 75°F/24°C, 50% relative humidity

²⁾ at 77°F/25°C and 50% relative humidity; from date of manufacture



Consumption Guide

Cartridge size = 310 ml (FS-ONE)

Sealing volume in wall application (installation on both sides)

$$V_s = \frac{\pi}{4} \times (a^2 - c^2) \times 2b$$

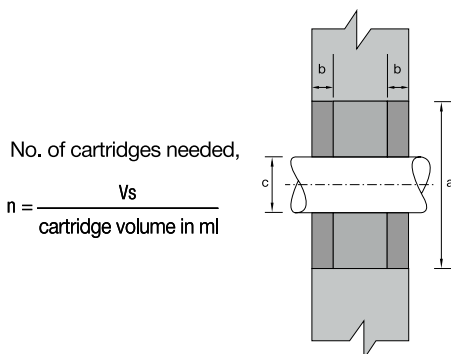
Sealing volume in floor application (installation on one side only)

$$V_s = \frac{\pi}{4} \times (a^2 - c^2) \times b$$


a = hole diameter in cm

b = installation depth in cm (see approvals)

c = outside diameter of pipe or bunched cable diameter in cm



Application Procedure




Order Now



Ordering designation	Colour	Volume per unit	Packaging	Sales pack quantity	Item number
FS-ONE MAX 10.1OZ CART	Red	300 ml	Cartridge	1 pc	2101534

Please visit Hilti website for the latest item numbers and related products

Firestop intumescent sealant CP 611A



APPLICATIONS

- Single cables and cable bundles
- Plastic pipes up to 50 mm (2") diameter without additional collar
- Sealing penetrations previously sealed with firestop mortar, after installing additional cables
- Small openings

ADVANTAGES

- Paintable
- Fast, easy application and cleaning up
- Particularly suitable for laying new cables
- Silicone-free
- Easy to clean with water



Smoke



Water Tight



Acoustic



Siesmic



Low VOC



Mould & Mildew

Consumption Guide

Cartridge size = 310 ml (CP 611A)

Sealing volume in wall application
(installation on both sides)

$$V_s = \frac{\pi}{4} \times (a^2 - c^2) \times 2b$$

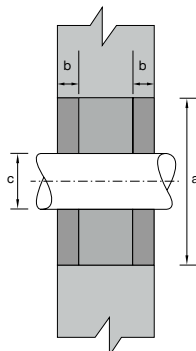
Sealing volume in floor application
(installation on one side only)

$$V_s = \frac{\pi}{4} \times (a^2 - c^2) \times b$$

a = hole diameter in cm
b = installation depth in cm (see approvals)
c = outside diameter of pipe or bunched cable diameter in cm

No. of cartridges needed,

$$n = \frac{V_s}{310 \text{ (ml)}}$$



Technical data

Chemical basis	Water-based acrylic dispersion
Base materials	Concrete, Concrete block, Metal, Wood, Gypsum
Movement¹⁾	No
Expansion ratio (unrestricted, up to)	1:10
Approx. tack-free time (ventilated at 77°F, 80% rel. humidity)	15 min
Approx. curing time²⁾	3 mm/3 days
Application temperature range	5 - 40 °C
Temperature resistance range	-40 - 100 °C
Storage and transportation temperature range	5 - 25 °C
Shelf life³⁾	12 Months

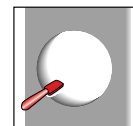
¹⁾ according to HTC 1250

²⁾ at 75°F/24°C, 50% relative humidity

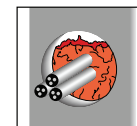
³⁾ at 77°F/25°C and 50% relative humidity; from date of manufacture



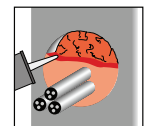
Application Procedure



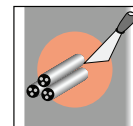
1. Clean opening




2. Depending on required integrity, pack in mineral wool or foam



3. Apply CP 611A



4. Smooth CP 611A



5. Fasten installation plate in place (if required)



Order Now



Ordering designation	Colour	Volume per unit	Packaging	Sales pack quantity	Item number
CP 611A INT	Anthracite	310 ml	Cartridge	1 pc	220351

Please visit Hilti website for the latest item numbers and related products

Accessories for Firestop Sealants

		CP 606	CP 601S	FS-ONE MAX	CP 611A		
Ordering designation						Sales pack quantity	Item number
Dispenser CFS-DISP 310 ml cartridge dispenser		■	■	■	■	1 pc	2005843
Dispenser CS 270-P1 600 ml foil pack dispenser		■	■			1 pc	24669

Please visit Hilti website for the latest item numbers and related products

Firestop joint spray CFS-SP WB



APPLICATIONS

- Sealing openings between the top of walls and concrete or metal floors / ceilings
- Sealing building perimeter gaps between floor slabs or vertical wall and exterior curtain wall facades

ADVANTAGES

- Water-based, low VOC, contains no halogens
- High degree of elasticity - movement capability of up to 50%
- Excellent sprayability and low slump characteristics
- Fast, efficient sealing of wide, difficult-to-access joints



Smoke



Water Tight



Acoustic



Seismic



Low VOC

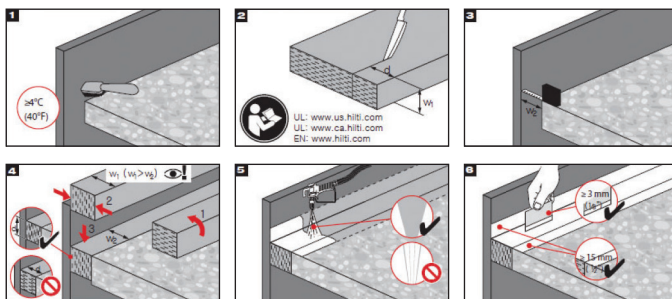


Mould & Mildew

Consumption Guide (per 19000 ml bucket, 3mm wet thickness)

Joint width (mm)	With overlap 15 mm both sides (mm)	Meters per 19 litres pail (meters)
25	55	110
50	80	75
100	130	45
150	180	35
200	230	25

Application Procedure



Technical data

Chemical basis	Water-based acrylic dispersion
Base materials	Concrete, Masonry, Gypsum, Steel, Aluminium, Glass
Movement¹⁾	Up to 50 %
Approx. tack-free time (ventilated at 77°F, 80% rel. humidity)	180 min
Approx. curing time²⁾	3 mm/day
Average volume shrinkage	0.511
Application temperature range	4 - 40 °C
Temperature resistance range	-40 - 80 °C
Storage and transportation temperature range	4 - 25 °C
Smoke leakage (BS EN 12101-1)	0.5m³/h/m² at 25Pa ambient temperature at both ambient temperature and medium temperature 200°C
Coating thickness	3mm (required wet film thickness) 1.5mm (single dry film thickness)
Surface burning characteristics (ASTM E 84-06)	Flame spread: 5 Smoke development: 10
Sound transmission classification (ASTM E 90-00)	59 db
Content	19 L (25.5kg)
Shelf life after production³⁾	12 months (stored in a dry place)
Mineral wool thickness*	Minimum 100mm

* Please contact Hilti representatives for technical details

¹⁾ according to HTC 1250

²⁾ at 75°F/24°C, 50% relative humidity

³⁾ at 77°F/25°C and 50% relative humidity; from date of manufacture



Order Now

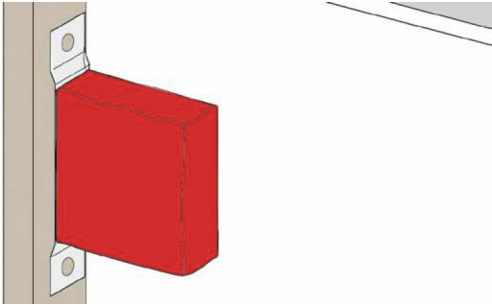
Watch Video



Ordering designation	Colour	Volume per unit	Packaging	Sales pack quantity	Item number
CFS-SP WB red	Red	19000 ml	Bucket	1 pc	430815

Please visit Hilti website for the latest item numbers and related products

Firestop putty pad CP 617



APPLICATIONS

- Can be used for commercial and residential applications
- Acoustically rated drywall - sound transmission classification 59 according to ASTM E90-97 (based on specific construction)
- General gypsum wall assemblies with wood or metal studs
- Socket Box, lift call button, lift indicator panel

ADVANTAGES

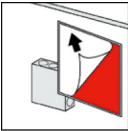
- Excellent adhesion to gypsum, metal and plastic
- No oil migration, putty remains flexible over time
- Pad can be moulded by hand without leaving residue on the hands
- Quick and simple to install
- Not electrically conductive

Acoustic

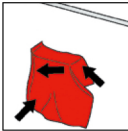
Low VOC

Mould & Mildew

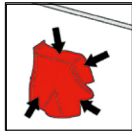
Application Procedure



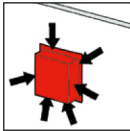
1. Remove label from one side of CP 617



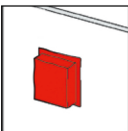
2. Adhere CP 617 to application



3. Reshape CP 617 fit around box



4. Press CP 617 to all sides of application



5. Remove other side of label

Technical data	
Colour	Red
Electrical resistance data	Non-conductive
Acoustic insulation	Yes
Intumescent	Yes
Application temperature range	0 - 40 °C
Temperature resistance range	-20 - 60 °C
Storage and transportation	-5 - 40 °C
Acoustic index (Tested to DIN EN20140)	64 dB



Order Now

Watch Video

Ordering designation	Package contents	Sales pack quantity	Item number
CP 617 6"x7"	1x Firestop putty pad CP 617 6"x7"	20 pc	309760
CP 617 XL 9"x9"	1x Firestop putty pad CP XL 617 9"x9"	20 pc	373387

Please visit Hilti website for the latest item numbers and related products

Firestop cable disc CFS-D 1" **NEW**



APPLICATIONS

- Pre-formed firestopping solution for single cables and small cable bundles in openings up to max. 25 mm
- All cable types currently and commonly used in building practice in Europe (e.g. power, control, signal, telecommunications, emergency and optical fibre cables)
- For use on drywall, masonry and concrete
- Suitable for plastic and metal conduits
- Covers regular and irregular openings (including blank openings)

ADVANTAGES

- Simple – sealant-free installation
- No backfilling material required
- Fast – installed in 10 seconds
- Powerful – broad application range
- Surface-mounted solution
- Minimises waste



Smoke



Mould & Mildew



Acoustic



Low VOC

Technical data	
Colour	Red
Base materials	Concrete, Masonry, Drywall
Application temperature range	0 - 40 °C
Acoustics performance	Test report available
Approx. density	1600 kg/m³
Mold and mildew performance	Class 0 (EN ISO 846)
Intumescent	No
Approvals	ETA-16/0050
Can be painted	No
Electrical resistance data	Non-conductive
European VOC	Available
Packaging	Box



Order Now



Watch Video


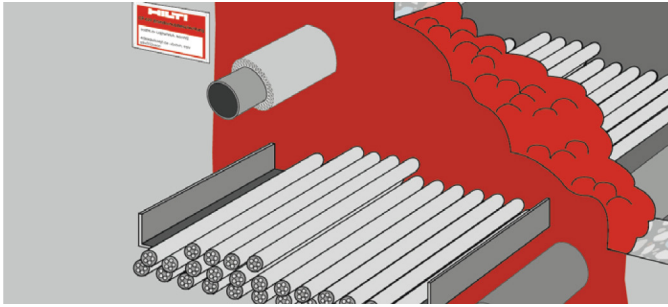


9

Ordering designation	Package contents	Sales pack quantity	Item number
CFS-D 1"	1x Firestop cable disc CFS-D 1"	32 pc	2116245

Please visit Hilti website for the latest item numbers and related products

Firestop foam CP 620



APPLICATIONS

- Concrete, drywall and masonry
- Multiple and mixed penetrations
- Single cables, cable bundles and cable trays
- Metal pipes
- Suitable for irregular and difficult-to-reach openings

ADVANTAGES

- Innovative firestopping solution for complex and difficult to reach applications
- Virtually impervious to smoke
- Excellent water and vapour resistance
- Single-sided installation possible
- Easy to use in openings where access is poor



Smoke



Water
Tight



Acoustic



Siesmic



Low VOC



Mould &
Mildew

Technical data	
Chemical basis	Two-component polyurethane foam
Colour	Red
Base materials	Concrete, Masonry, Drywall
Volume per unit	300 ml
Foam yield (up to)	1.9 l
Approx. cut time (at 23°C / 50% rel. humidity)	2 min
Application temperature range	0 - 40 °C
Temperature resistance range	-30 - 100 °C
Storage and transportation temperature range	5 - 25 °C
Shelf life ¹⁾	9 months

¹⁾ at 77°F/25°C and 50% relative humidity; from date of manufacture

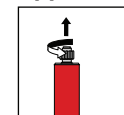


Consumption Guide

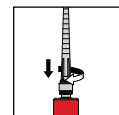
Foam installation thickness: 145
No. of CP 620 cartridges

size of opening (mm x mm)	Cable loading (as % of opening size)			
	0%	10%	30%	60%
50 x 100	1	1	1	1
100 x 100	1	1	1	1
100 x 150	2	2	1	1
100 x 200	2	2	2	1
100 x 250	3	2	2	1
100 x 300	3	3	2	1
200 x 200	4	3	3	2
200 x 225	4	4	3	2
200 x 250	5	4	3	2
200 x 300	5	5	4	2
200 x 350	6	6	4	3
200 x 400	7	6	5	3
300 x 300	8	7	6	3
300 x 330	8	8	6	4
300 x 400	10	9	7	4
400 x 400	13	12	10	6
400 x 500	17	15	12	7

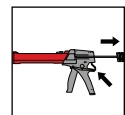
Application Procedure




1. Hold the cartridge with the nozzle pointing upwards and unscrew the cap. Do not point towards people.



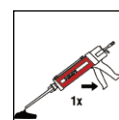
2. Fit the mixer and screw securely.



3. Release the dispenser and pull back the piston rod.



4. Insert the cartridge in the dispenser.



5. Discard the unevenly mixed initial quantity



6. Apply CP 620, building up a seal by working from the back towards the front.



7. Attach the installation plate (if required).

Order Now



Ordering designation	Volume per unit	Package contents	Sales pack quantity	Item number
CP 620	300 ml	1x Firestop foam CP 620 EN/DE/FR/IT/NL/TH	1 pc	2025083

Please visit Hilti website for the latest item numbers and related products

Firestop foam CFS-F FX **NEW**



APPLICATIONS

- Mechanical: Non-combustible (metal) pipes with mineral wool/non-flammable insulation, small combustible (plastic) pipes
- No smoke/gastight additional sealing and no backing material required
- Electrical: Single cables, cable bundles, cable tray and trunking

ADVANTAGES

- 3-phase technology with optimum application characteristics (easily-shapeable foam)
- Easily applied using a Hilti cordless electric dispenser
- Neat and tidy application
- Very quick and easy to install and provides a reliable firestop seal with only one product
- Maintenance and retrofitting of cables is very easy
- Reliable sound insulation properties, due to the flexible foam structure



Smoke



Acoustic



Seismic



Low VOC



Mould & Mildew

Consumption Guide

Wall thickness: 150

Surface area of seal (m ²)	Opening diameter of seal (mm)	Opening size of seal (mm x mm)	Volume (litre), no cable load
0.01	ø 120	100 x 100	1.50
0.02	ø 160	100 x 200	3.00
0.03	ø 200	100 x 300	4.50
0.04	ø 220	200 x 200	6.00
0.05	ø 250	200 x 250	7.50
0.06	ø 280	200 x 300	9.00
0.07	ø 300	200 x 350	10.50
0.08	ø 320	200 x 400	12.00
0.09	ø 340	300 x 300	13.50
0.1	ø 350	300 x 330	14.85
0.16	--	400 x 400	24.00

No. of CFS-F FX foil packs

Wall thickness: 150

Surface area of seal (m ²)	Cable loading (as % of opening size)			
	0%	10%	30%	60%
0.01	<1	<1	<1	0.5
0.02	<2	<2	1.5	<1
0.03	<3	<2.5	<2	<1.5
0.04	3.5	<3.5	2.5	1.5
0.05	<4.5	<4	3.0	<2
0.06	5.5	<5	<4	<2.5
0.07	6.0	<5.5	<4.5	<2.5
0.08	<7	<6.5	<5	<3
0.09	<8	<7	<5.5	<3.5
0.1	8.5	7.5	6.0	3.5
0.16	<13.5	<12.5	<9.5	<5.5

Ordering designation	Volume per unit	Package contents	Sales pack quantity	Item number
CFS-F FX	325 ml	1x Firestop foam CFS-F FX	1 pc	429802

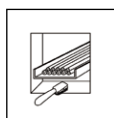
Technical data

Chemical basis	Two-component polyurethane foam
Colour	Red
Base materials	Concrete, Masonry, Drywall
Volume per unit	325 ml
Foam yield (up to)	2.1 l
Approx. cut time (at 23°C / 50% rel. humidity)	10 min
Application temperature range	10 - 35 °C
Temperature resistance range	-30 - 60 °C
Storage and transportation temperature range	5 - 25 °C
Shelf life¹⁾	9 Months

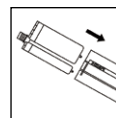
¹⁾ at 77°F/25°C and 50% relative humidity; from date of manufacture



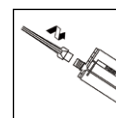
Application Procedure



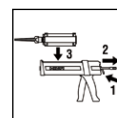
1. Clean the opening to be sealed



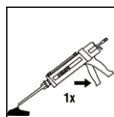
2. Slide the foil pack into the holder



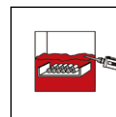
3. Screw the mixing nozzle all the way onto the foil pack and tighten it securely



4. Insert the holder containing the foil pack into the dispenser



5. Discard the unevenly mixed initial quantity



6. Apply the firestop foam in the opening to be sealed



7. Shaped or smoothed by hand (if necessary) after 5mins (approx.) and can be cut after 10mins (approx.)







Order Now



Watch Video




Accessories for Firestop Foams

		CP 620	CFS-F FX	Sales pack quantity	Item number
Ordering designation					
Extension tube CP 620-EXT		■		12 pc	338716 ¹⁾
Mixer CP 620-M		■		12 pc	338718 ¹⁾
Mixer HIT-RE-M			■	1 pc	337111
Dispenser DSC		■		1 pc	338720
HDM 500 CB			■	1 pc	3553453
HDE 500-A22			■	1 pc	2005637

¹⁾ This is a non-stock item. For detailed lead time information please contact your Hilti representative.

Please visit Hilti website for the latest item numbers and related products

Firestop block CFS-BL



APPLICATIONS

- Temporary or permanent sealing around cables, cable bundles and cable trays in wall and floor openings
- Cables, cable bundles and cable trays

ADVANTAGES

- Easy to install, no electric tools required
- Economical installation as the block is pre-cured and ready-to-use
- Painting of cables with firestop coating is not required
- Installation of cables with zero separation to the edge of the penetration is possible
- Best solution for repenetration



Smoke



Acoustic



Siesmic



Low VOC



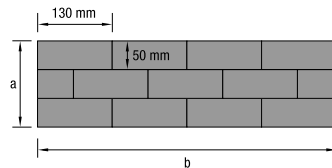
Mould & Mildew

Consumption Guide

Brick dimension 200 x 130 x 50 mm

a = opening width in cm

b = opening length in cm



Opening with 30% cross sectional area of services multiply the results by 0.7
Opening with 50% cross sectional area of services, multiply the results by 0.5

Header orientation

e.g. 1 metre by 1 metre opening

$$\text{Blank opening} = \frac{a \times b}{65}$$


$$\text{Number of bricks required} = \frac{100 \times 100}{65} = 154 \text{ bricks}$$

Technical data

Chemical basis	PU
Dimensions (LxWxH)	200 x 130 x 50 mm
Expansion temperature (approx.)	200 °C
Expansion ratio (unrestricted, up to)	1:3
Reaction to fire class (EN 13501-1)	E
Application temperature range	5 - 40 °C
Colour	Red
Storage and transportation temperature range	-5 - 40 °C



Application Procedure



1. Clean opening



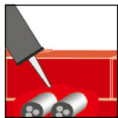
2a. Build up blocks



2b. Cut blocks to size for penetration in place



3. Build up blocks



4. Fill gaps with FS-ONE MAX3 / CP 611A

Order Now





Watch Video



Ordering designation	Package contents	Sales pack quantity	Item number
CFS-BL	1x Firestop block CFS-BL	1 pc	2062863

Please visit Hilti website for the latest item numbers and related products

Firestop composite sheet CFS-COS



APPLICATIONS

- For use with large wall and floor fire-rated assemblies
- Compatible with Hilti Speed Sleeve and gangplate for floor gang applications
- Intumescent sheet with #304 stainless steel backing for firestop-ping large openings

ADVANTAGES

- For use with fire-rated assemblies (up to 4 hrs)
- Compatible with Hilti sleeve devices for easy cable management
- Can be fastened using Hilti screw anchor , GX or BX tools – to increase installation efficiency and productivity
- Multi-board systems allow very large openings
- Non-magnetic #304 stainless steel construction ensures good weatherability and no inductive loss in cables
- Fast installation system requires fewer anchors

Technical data	
Application temperature range	-30 to 48°C
Temperature resistance range	-30 to 120°C
Expansion ratio (unrestricted, up to)	1:18
Storage and transportation temperature range	-30 to 48°C
Color	Silver
Dimensions (LxWxH)	910 x 910 x 3.8 mm
Intumescent	Yes

¹⁾ at 77°F/25°C and 50% relative humidity; from date of manufacture



Ordering designation	Package contents	Sales pack quantity	Item number
Firestop Composite Sheet CFS-COS	1x CFS-COS Firestop Composite Sheet	4 pc	2135884

Please visit Hilti website for the latest item numbers and related products

Firestop mortar CP 636



APPLICATIONS

- Permanent firestopping of cables, cable trays, and non-combustible pipes in medium to large wall and floor openings
- Single, multiple and mixed penetrations
- Medium to large multiple penetrations in concrete and masonry in combination with other products
- Lift door frame

ADVANTAGES

- Excellent application characteristics



Acoustic



Seismic



Low VOC



Mould & Mildew

Technical data

Base materials	Concrete, Masonry
Approx. mix ratio	3:1 (mortar to water by weight)
Working time (approx.)	45 min
Cured density - min.	700 kg/m ³
Max. compressive strength after 28 days	2.9 N/mm ²
Application temperature range	5 - 80 °C
Temperature resistance range	-10 - 80 °C
Storage and transportation temperature range	5 - 30 °C
Shelf life¹⁾	12 Months
Colour	Grey

¹⁾ at 77°F/25°C and 50% relative humidity; from date of manufacture

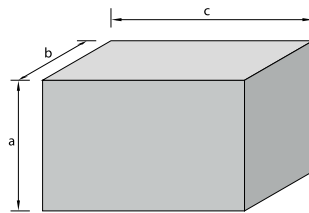
Consumption Guide

20 kg bags yield 22.2 litres

a = opening depth in cm

b = opening length in cm

c = opening width in cm



Blank Opening

$$\text{Number of bags required} = \frac{a \times b \times c}{22,000}$$

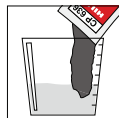
e.g. 100 mm thick floor with 1 metre x 1 metre opening:

$$\text{Therefore number of bags required} = \frac{10 \times 100 \times 100}{22,000} = 5 \text{ bags}$$


Application Procedure



1. Clean opening, moisten surfaces



2. Mix CP 636 mortar with 3:1 ratio (by adding mortar to water)



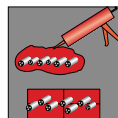
3. Put mortar into place



4. Optional: add CP 651 for future cable changes



5. Fasten installation plate in place (if required)



6. Re-installation: lay cables and close remaining opening



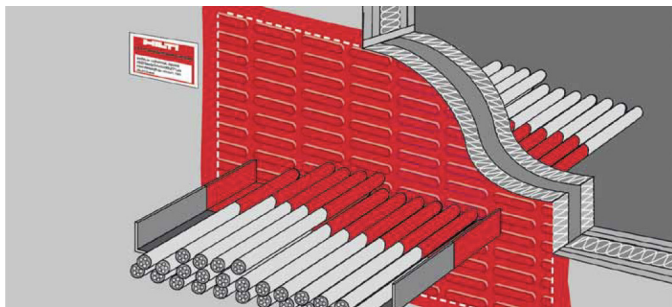
Order Now



Ordering designation	Weight	Sales pack quantity	Item number
CP 636 20KG	20 kg	1 pc	334897

Please visit Hilti website for the latest item numbers and related products

Firestop board, coating CP 670



APPLICATIONS

- Permanent firestopping of blank openings, cables, cable trays, non-combustible and combustible pipes in medium to large wall and floor openings
- Ideal for large openings

ADVANTAGES

- Solvent- and silicone-free
- Fully functional immediately after installation
- Smoke tight

Technical data

Base materials	Drywall, Concrete, Masonry
Approx. density	1470 kg/m ³
Application temperature range	5 - 40 °C
Temperature resistance range	-40 - 100 °C
Storage and transportation temperature range	5 - 30 °C
Shelf life¹⁾	15 Months
Colour	White

¹⁾ at 77°F/25°C and 50% relative humidity; from date of manufacture



Smoke



Water Tight



Acoustic



Seismic

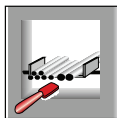


Low VOC

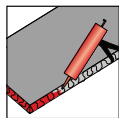


Mould & Mildew

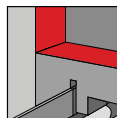
Application Procedure



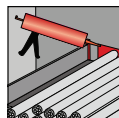
1. Clean the opening



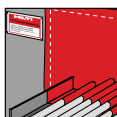
2. Coat cut edges with CP 606



3. Fit CP 670



4. Fill gaps with CP 606



5. Fasten installation (if required)



Order Now



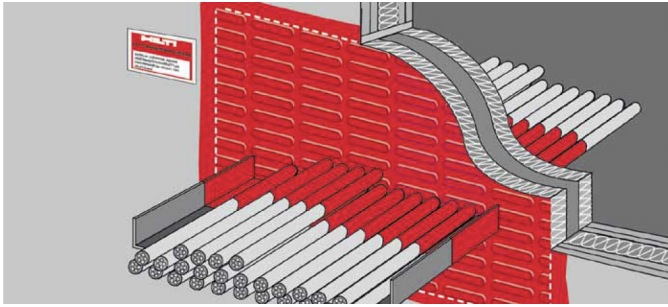
Watch Video



Ordering designation	Weight	Sales pack quantity	Item number
ROCK WOOL 1.2X0.6-50/D160	-	5 pc	3435517
CP 670 6kg	6 kg		376023

Please visit Hilti website for the latest item numbers and related products

Firestop board CP 670



APPLICATIONS

- Permanent firestopping of blank openings, cables, cable trays, non-combustible and combustible pipes in medium-to-large wall and floor openings
- Ideal for large openings

ADVANTAGES

- Board pre-coated for immediate use
- Virtually no cracking or delamination during cutting
- Broad approval range

Technical data

Base materials	Drywall, Concrete, Masonry
Dimensions (LxWxH)	1200 x 600 x 50 mm
Approx. board density	160 kg/m ³
Application temperature range	5 - 40 °C
Temperature resistance range	-40 - 100 °C
Storage and transportation temperature range	0 - 40 °C
Colour	White



Smoke



Water
Tight



Acoustic



Siesmic

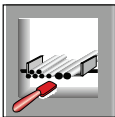


Low VOC

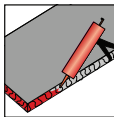


Mould &
Mildew

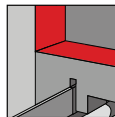
Application Procedure



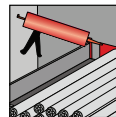
1. Clean the
opening



2. Coat cut edges
with CP 606



3. Fit CP 670



4. Fill gaps
with CP 606



5. Fasten
installation
(if required)



Order Now



Watch Video



Ordering designation	Dimensions (LxWxH)	Sales pack quantity	Item number
CP 670 1200x600x50 white	1200 x 600 x 50 mm	16 pc	236673

Please visit Hilti website for the latest item numbers and related products

Firestop cushion CP 651N



APPLICATIONS

- Temporary sealing of openings in floors and walls through the construction phase

ADVANTAGES

- Quick and easy installation
- No special tools required
- Very economical in use thanks to optimized cushion dimensions
- Re-usable and thus economical
- Fully functional immediately after installation
- Tear-resistant and dust-free installation



Acoustic

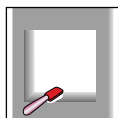


Mould & Mildew

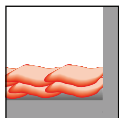
Technical data

Base materials	Drywall, Concrete, Masonry
Approx. density	350 kg/m ³
Application temperature range	-30 - 35 °C
Temperature resistance range	-40 - 120 °C
Storage and transportation temperature range	-30 - 40 °C
Colour	White

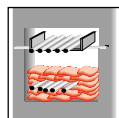
Application Procedure



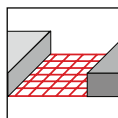
1. Clean opening



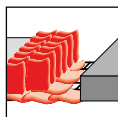
2. Cushion arrangement without cables in wall



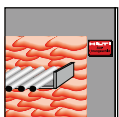
3. Cushion arrangement with cables in wall



4. Fasten wire mesh in place when closing floor openings with cushions



5. Cushion arrangement in floor



6. Fasten installation plate in place (if required)



Order Now



Watch Video



Ordering designation	Dimensions (LxWxH)	Sales pack quantity	Item number
CP 651N-S	300 x 40 x 30 mm	30 pc	382624 ¹⁾
CP 651N-M	300 x 80 x 30 mm	15 pc	382625 ¹⁾
CP 651N-L	300 x 170 x 30 mm	6 pc	382626 ¹⁾

¹⁾ This is a non-stock item. For detailed lead time information please contact your Hilti representative.

Please visit Hilti website for the latest item numbers and related products

Firestop bandage CFS-B



APPLICATIONS

- Firestopping around insulated (hot/cold) non-flammable pipes
- Pipe materials: Insulated pipes including copper, steel and other metals with heat conductivity lower than that of copper (e.g. cast iron, stainless steel etc.)
- Various insulation materials
- Suitable for use in openings in concrete, masonry block or drywall

ADVANTAGES

- Highly versatile - one product for a variety of insulation materials, pipe materials and pipe diameters
- Quick and easy to install - no drilling or additional tools needed
- No need to interrupt the pipe insulation material within the wall/floor penetration
- Minimal thickness for easy installation in narrow gaps
- Good elasticity for optimum flexibility
- Very good acoustic insulation properties



Smoke



Siesmic



Low VOC



Mould & Mildew

Technical data

Base materials	Concrete, Masonry, Drywall
Expansion temperature (approx.)	210 °C
Expansion ratio (unrestricted, up to)	1:14
Storage and transportation temperature range	-5 - 50 °C
Length	10 m
Colour	Grey
Thickness	2 mm
Width	125 mm



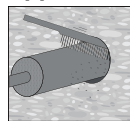
Application table

CFS-B (Firestop Bandage - 2 mm thick)

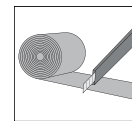
Pipe diameter (mm)	Insulation Thickness (mm)	No. Layers	Reference Wrap length (mm)	No. of penetrations with a 10m roll	Recommended drill hole X (mm)
25	40	2	720	14	121
32	40	2	770	13	128
40	40	2	820	12	136
50	40	2	880	11	146
65	50	2	1100	9	181
80	50	2	1190	8	196
100	50	2	1320	8	216
125	50	2	1480	7	241
150	50	2	1630	6	266
200	50	3	2920	3	319
250	50	3	3390	3	369
300	65	3	4150	2	449
400	65	3	5090	2	549
400	75	3	5280	1,9	569

* Please consult Hilti representatives for application detail of different type of piping units

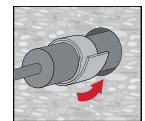
Application Procedure



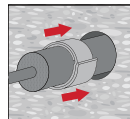
1. Clean the opening. The material around the opening must be dry, in sound condition and free from dust or grease.



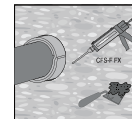
2. Cut Hilti Firestop Bandage CFS-B to fit the outside diameter of the insulation. Ensure 2 layers and an overlap.



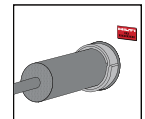
3. Wrap Hilti Firestop Bandage CFS-B around the insulation. Secure the bandage with steel bands or wire (≥ 0.7 mm).



4. Install Hilti Firestop Bandage CFS-B on both sides of the opening to a depth of 62.5 mm (see marking on bandage).



5. Close the remaining gap with the recommend gap filler. Refer to each base material for the correct filler.



6. If it is necessary, an additional insulation over the bandage has to be installed. Mount the installation identification plate beside the correctly sealed opening, if required.

Order Now Watch Video



Ordering designation	Sales pack quantity	Item number
CFS-B	1 pc	429557

Please visit Hilti website for the latest item numbers and related products

Firestop collar CP 643 N



APPLICATIONS

- Plastic pipes with diameters from 20 - 160 mm
- Suitable for PVC, PE and HDPE pipes
- For use in walls and floors
- Waste water pipes, fresh water pipes, drinking water pipes

ADVANTAGES

- Latch mechanism for quick and easy closure
- Allows correct installation where space is tight
- Flexible tab positioning for convenient fastening
- Ready-to-use product



Siesmic

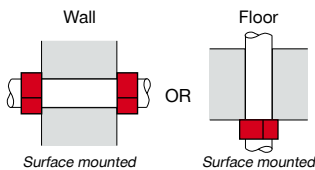


Low VOC



Mould & Mildew

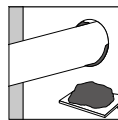
Fixing Method



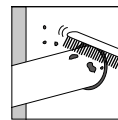
Technical data

Base materials	Concrete, Masonry, Drywall
Expansion temperature (approx.)	250 °C
Expansion ratio (unrestricted, up to)	1:17
Storage and transportation temperature range	-5 - 50 °C

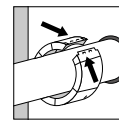
Application Procedure



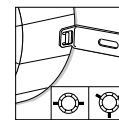
1. Close remaining gap by mortar or by CP606 for smoke and acoustic seal



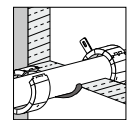
2. Clean plastic pipe



3. Close jacket



4. Attach fastening hooks



5. Repeat the same jacket installation procedure for the other side of the wall

Order Now




Ordering designation	Pipe diameter - range	Collar outside diameter	Package contents	Sales pack quantity	Item number
CP643 1.5"/50 N (A2 SS) + HSA-R M6 5/-/-	20 - 51 mm	67 mm	2x Std stud anchor HSA-R M6x50 5/-/-, 1x Firestop Jacket CP 643-50/1.5" N (A2 S.S)	1 pc	3503533
CP643 2"/63 N (A2 SS) + HSA-R M6 5/-/-	52 - 64 mm	82 mm	2x Std stud anchor HSA-R M6x50 5/-/-, 1x Firestop jacket CP 643-63/2" N (A2 S.S)	1 pc	3503534
CP643 2.5"/75 N (A2 SS) + HSA-R M6 5/-/-	65 - 78 mm	102 mm	3x Std stud anchor HSA-R M6x50 5/-/-, 1x Firestop jacket CP 643-72/2.5" N (A2 S.S)	1 pc	3503535
CP643 3"/90 N (A2 SS) + HSA-R M6 5/-/-	79 - 91 mm	117 mm	3x Std stud anchor HSA-R M6x50 5/-/-, 1x Firestop jacket CP 643-90/3" N (A2 S.S)	1 pc	3503536
CP643 4"/110 N (A2 SS) + HSA-R M6 5/-/-	92 - 115 mm	146 mm	3x Std stud anchor HSA-R M6x50 5/-/-, 1x Firestop jacket CP 643-110/4" N (A2 S.S)	1 pc	3503538
CP643 5"/125 N (A2 SS) + HSA-R M6 5/-/-	116 - 125 mm	166 mm	4x Std stud anchor HSA-R M6x50 5/-/-, 1x Firestop jacket CP 643-125/5" N (A2 S.S)	1 pc	3503539
CP643 6"/160 N (A2 SS) + HSA-R M6 5/-/-	126 - 170 mm	236 mm	4x Std stud anchor HSA-R M6x50 5/-/-, 1x Firestop jacket CP 643-160/6" N (A2 S.S)	1 pc	3503540

Ordering designation	Pipe diameter - range	Collar outside diameter	Sales pack quantity	Item number
Firestop Jacket CP 643-50/1.5" N (A2 S.S)	20 - 51 mm	67 mm	1 pc	3447172
Firestop jacket CP 643-63/2" N (A2 S.S)	52 - 64 mm	82 mm	1 pc	3447193
Firestop jacket CP 643-72/2.5" N (A2 S.S)	65 - 78 mm	102 mm	1 pc	3447194
Firestop jacket CP 643-90/3" N (A2 S.S)	79 - 91 mm	117 mm	1 pc	3447195
Firestop jacket CP 643-110/4" N (A2 S.S)	92 - 115 mm	146 mm	1 pc	3447196
Firestop jacket CP 643-125/5" N (A2 S.S)	116 - 125 mm	166 mm	1 pc	3447197
Firestop jacket CP 643-160/6" N (A2 S.S)	126 - 170 mm	236 mm	1 pc	3447198
CP 643-50/1.5" N	32 - 51 mm	67 mm	1 pc	304325
CP 643-63/2" N	52 - 64 mm	82 mm	1 pc	304326
CP 643-75/2.5" N	65 - 78 mm	102 mm	1 pc	304327
CP 643-90/3" N	79 - 91 mm	117 mm	1 pc	304328
CP 643-110/4" N	92 - 115 mm	146 mm	1 pc	304329
CP 643-125/5" N	116 - 125 mm	166 mm	1 pc	304330
CP 643-160/6" N	126 - 170 mm	236 mm	1 pc	304331

Please visit Hilti website for the latest item numbers and related products

Firestop collar CP 644



APPLICATIONS

- Sealing flammable pipes from 180 mm to 250 mm in diameter in penetrations through fire compartment walls and floors

ADVANTAGES

- Ready-to-use firestop collar with a galvanized steel housing
- Latch mechanism for quick and easy closure
- Flexible hook positioning for convenient fastening

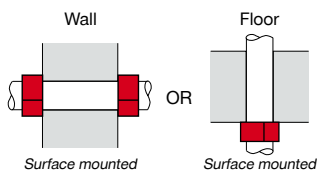


Siesmic

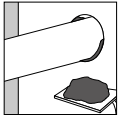


Mould & Mildew

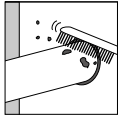
Fixing Method



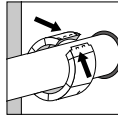
Application Procedure



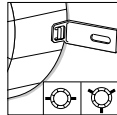
1. Close remaining gap by mortar or by CP606 for smoke and acoustic seal



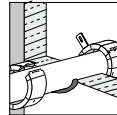
2. Clean plastic pipe



3. Close jacket



4. Attach fastening hooks



5. Repeat the same jacket installation procedure for the other side of the wall



Order Now



9

Ordering designation	Collar outer diameter	Sales pack quantity	Item number
CP 644-180/7"	228 mm	1 pc	304339 ¹⁾
CP 644-200/8"	257 mm	1 pc	304340 ¹⁾
CP 644-225/9"	289 mm	1 pc	304342 ¹⁾
CP 644-250/10"	319 mm	1 pc	304343 ¹⁾
CP 644-250/10" US	319 mm	1 pc	304344 ¹⁾

¹⁾ This is a non-stock item. For detailed lead time information please contact your Hilti representative.

Please visit Hilti website for the latest item numbers and related products

Firestop collar endless CFS-C EL **NEW**



APPLICATIONS

- Suitable for use on shaft walls, coated board, drywall, aerated concrete, masonry and concrete
- Zero distance required to CFS-C EL firestop endless collar
- Approved for use with PVC, PP, PE and a wide array of standard acoustic pipes.
- Configurations tested include pipe elbows, inclined pipes and pipes with limited clearance to the wall
- Acoustic pipes tested with insulation and sound decoupling

ADVANTAGES

- Flexible solution for waste water, roof drainage and pneumatic pipes
- Problem solver for non-standard applications
- Endless solution: one product for all applications
- Well-suited to complex pipe configurations
- Easy installation



Acoustic



Mould & Mildew

Technical data	
Base materials	Drywall, Aerated concrete, Concrete, Masonry
Expansion temperature (approx.)	210 °C
Expansion ratio (unrestricted, up to)	1:19
Storage and transportation temperature range	-30 - 50 °C
Length	3 m



Order Now



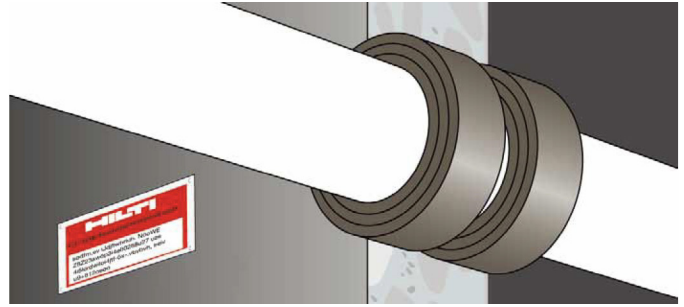
Watch Video



Ordering designation	Pipe diameter - range	Package contents	Sales pack quantity	Item number
CFS-C EL	16 -160 mm	1x Firestop bandage CFS-C EL, 18x Closure plate CFS-C EL, 22x Hook CFS-C EL short	1 pc	2075120

Please visit Hilti website for the latest item numbers and related products

Firestop wrap strip CP 648-E



APPLICATIONS

- Combustible pipe penetrations

ADVANTAGES

- Quick and easy closure without tools
- Easy to cut
- Fast installation
- Highest flexibility



Acoustic



Siesmic



Low VOC



Mould & Mildew

Technical data

Base materials	Concrete, Masonry, Drywall
Expansion temperature (approx.)	210 °C
Expansion ratio (unrestricted, up to)	1:19
Storage and transportation temperature range	-5 - 50 °C
Length	10 m
Colour	Grey, printed foil
Dimensions (LxWxH)	10000 x 45 x 5 mm

Application table

CP 648-E (Firestop Endless Wrap - 4.5 mm thick)

Pipe dimension (mm)	No. layers	Reference wrap length (cm) [^]	No. of penetration with a 10 m roll	Recommended drill hole X (mm)
20	1	7	142	37 [^]
50	1	17	58	67 [^]
63	1	21	47	77 [^]
75	1	25	40	92 [^]
90	2	64	15	112 [^]
110	2	75.5	13	132 [^]
125	2	85.5	11	152 [^]
160	3	166	6	202 [^]

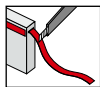
[^] or bigger ^{^^} The wrap length should



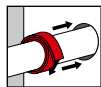
Application Procedure



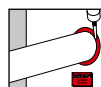
1. Clean the plastic pipe.



2. Cut CP 648-E to the correct length (see measurement table on product packaging for help).

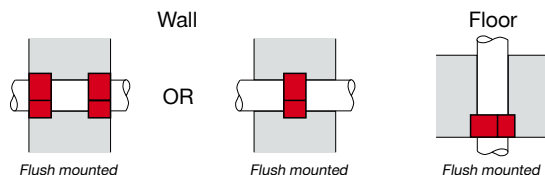


3. Wrap the CP 648-E around the pipe, fasten it with a adhesive tape and push it into the annular space



4. Close remaining gap to ensure smoke and gas tight seal. Fasten installation plate if required.

Fixing Method



Order Now



Ordering designation	Sales pack quantity	Item number
CP 648-E-W45/1.8"	1 pc	304310

Please visit Hilti website for the latest item numbers and related products

Firestop sleeve CFS-SL GA **NEW**



APPLICATIONS

- Sealing penetrations with single cables and cable bundles
- Suitable for small to medium-sized circular openings in walls, ceilings and floors
- For use on concrete, masonry and drywall

ADVANTAGES

- Quick and easy to install and inspect
- Fully functional immediately after installation
- Robust
- Optimum smoke-restriction performance
- Easy maintenance and retro-fitting of cables

Technical data

Base materials	Concrete, Masonry, Drywall
Expansion temperature (approx.)	160 °C
Intumescent	Yes
Storage and transportation temperature range	-5 - 50 °C
Application temperature range	-5 - 50 °C
Temperature resistance range	-30 - 100 °C
Approvals	FM, UL, BS, EN
Reusable (and removable)	Possible
Acoustics performance	Test report available



Acoustic



Siesmic

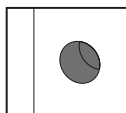


Low VOC

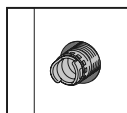


Mould & Mildew

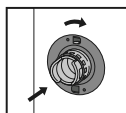
Application Procedure



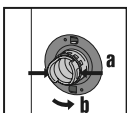
1a. For a 2" sleeve: use a 2.5" hole saw to create a hole.



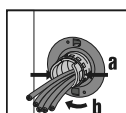
2. Insert the sleeve.



3. Insert and spin the flange clockwise onto the device until you reach the wall. Repeat on other side of the wall.



4. To open the device: (a) On one side of the wall, press the clip closures inward. (b) Twist the device counterclockwise.



5. To close the device: (a) On the same side of the wall, press the clip closure inward. (b) Twist the device clockwise until finger-tight, allowing it to engage with a click.



Order Now



Watch Video



Ordering designation	Outside diameter	Recommended opening size	Wall/Floor thickness	Sales pack quantity	Item number
CFS-SL GA Small	63 mm	66-73 mm	100-200 mm	1 pc	2178492
CFS-SL GA Medium	110 mm	113-122 mm	100-200 mm	1 pc	2178493
CFS-SL GA Long	110 mm	113-122 mm	200-300 mm	1 pc	2178494

Please visit Hilti website for the latest item numbers and related products

Firestop cable coating CP 678



APPLICATIONS

- Protection of cables and bunched cables on cable trays in indoor installations
- Meets IEC 60332-3-22 Category A standard for reduced spread of flame
- Factory Mutual Approved (fire retardant coating of electrical cables)
- For use in power plants, telecommunications complexes, industrial plants, petrochemical plants, paper mills, factories and production facilities
- Easy to apply using a paint brush or airless spray gun

ADVANTAGES

- Intumescent
- Water soluble, odourless and solvent free
- Free of fibres and asbestos
- No derating effects on cables
- Rapid drying, remains flexible when dry
- Compatible with the sheathing of electrical cables



Seismic



Low VOC



Mould & Mildew


Consumption Guide

Test Standard	Dry film thickness	Wet film thickness	Approx. Requirement
IEC 60332-3	1.0 mm coating	1.4 mm coating	1.8 kg/m ² (1.4 liters/m ²)
Factory Mutual Approval	1.6 mm coating	2.2 mm coating	2.86 kg/m ² (2.2 liters/m ²)

Note (a): Each 20 kilogram container of CP 678 contains approximately 15.4 liters.

Note (b): For cable trays or cable bundles with large cables, allow approx. 10% wastage for application by brush or roller.
For cable trays or cable bundles with small cables, allow approx. 20% wastage for application by brush or roller.

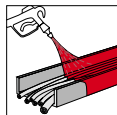
Application Procedure



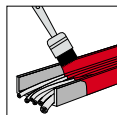
Clean cables



Mix coating



Apply coating



Technical data

Chemical basis	Acrylate
Weight	20 kg
Application temperature range	5 - 40 °C
Temperature resistance range	-30 - 80 °C
Storage and transportation temperature range	5 - 30 °C
Shelf life ¹⁾	18 Months
Colour	White

¹⁾ at 77°F/25°C and 50% relative humidity; from date of manufacture



Order Now



Ordering designation	Weight	Package contents	Sales pack quantity	Item number
CP 678 20KG	20 kg	1x Firestop cable coating CP 678	1 pc	334892

Please visit Hilti website for the latest item numbers and related products