

Hilti X-P G3 MX Concrete Nails with GX 3

Submission Folder

Product Information

Gas-actuated fastening tool GX 3 2

Nails and gas can for GX 3 3

Technical Information 4

Letters

Country of Origin 13

Job Reference 15



Recycling one ton of paper saves 17 trees and 7000 gallons of water.
Please consider your environmental responsibility before using the hard copy version!

Gas-actuated fastening tool GX 3 NEW



APPLICATIONS

- Attaching drywall track to floors, walls and ceilings
- Attaching mesh, membranes or foil with special washer holders
- Attaching wood track to floors, walls and ceilings

ADVANTAGES

- Single power source (gas), no batteries required
- High fastening rate for high productivity and maximum efficiency
- Gas gauge helps avoid running out of gas unexpectedly. Gas can lasts longer: up to 1,200 nails with a GC 42 gas can
- Curved, 40-nail magazine for better accessibility in narrow spaces and deep tracks
- Easy setting depth adjustment and nosepiece removal for clearing nail jams
- Wide range of nails for fastening to a wide variety of materials

Technical data	
Power (max.)	100 J
For use with	GC 42
Weight	3.99 kg
Automatic piston return	Yes
Emission noise-pressure level at the work station: LpA, 1s ¹⁾	99 dB (A)
Dimensions (LxWxH)	436 x 132 x 392 mm
Max. fastener driving rate	1200 / h
Temperature resistance - max.	45
Temperature resistance temperature - min.	-10
Fastener intake	40 nails
Fastener length range	14 - 39 mm

¹⁾ Declared measured values of noise characteristics according to 2006/42/EC Machinery Directive in conjunction with E DIN EN 15895



Ordering designation	Package contents	Sales pack quantity	Item number
GX 3	1x Gas-actuated tool GX 3 _01, 1x Case	1 pc	2102195

Please visit Hilti website for the latest item numbers and related products

GX 3 gas can GC 42



APPLICATIONS

- Power source for the GX 3 fastening tool

ADVANTAGES

- High-pressure gas can for good low temperature performance down to -10°C

Technical data

For use with	GX 3
--------------	------

Order Now



Ordering designation	Sales pack quantity	Item number
GC 42	1 pc	2105698

Please visit Hilti website for the latest item numbers and related products

Nail combo for use with gas-actuated tool GX 3

Package content: 1200 pins and 1 gas can GC 42



Technical data

For use with	GX 3
--------------	------

Order Now



Ordering designation	Fastener shank length	Fastener shank diameter	Sales pack quantity	Item number
X-S 14 G3 MX Combo	14 mm	3 mm	1 pc	3569237
X-P 17 G3 MX Combo	17 mm	3 mm	1 pc	3569238
X-P 20 G3 MX Combo	20 mm	3 mm	1 pc	3569239
X-C 20 G3 MX Combo	20 mm	3 mm	1 pc	3569721
X-C 27 G3 MX Combo	27 mm	3 mm	1 pc	3569722
X-C 32 G3 MX Combo	32 mm	3 mm	1 pc	3569774
X-C 39 G3 MX Combo	39 mm	3 mm	1 pc	3569775

Please visit Hilti website for the latest item numbers and related products

GX 3 accessories

Ordering designation		Sales pack quantity	Item number
Washer R23-0.6 Eco		1000 pc	407950
Washer R36-0.6 Eco		1000 pc	407951
Fastener guide X-FG G3		1 pc	2102280 ¹⁾
Fastener guide X-FG G3-ME		1 pc	2102281
Washer holder X-WH G3 magnetic		1 pc	2102283
Pole Tool X-PT 7ft for GX 3		1 pc	3579449
Receptacle X-PT G3		1 pc	2116237
Safety glasses PP EY-CA NCH clear		1 pc	2065449 ¹⁾

¹⁾ For detailed stock availability and lead time information please contact your Hilti representative.

Please visit Hilti website for the latest item numbers and related products

Customer Hotline: Hong Kong 8228 8118, Macau 00800 8228 8118 Email: hksales@hilti.com

GX 3 systems: fasteners for Interior Finishing, Building Construction and Mechanical & Electrical applications

Product data

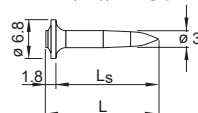
GX 3 gas tool



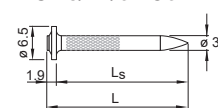
GX 3, GX 3-ME

Nails (For fastening to concrete)

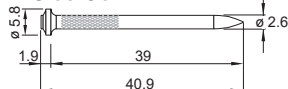
X-P 17/20/24 G3 MX



X-C 20/27/32 G3 MX

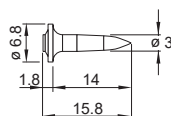


X-C 39 G3 MX



Nails (For fastening to steel)

X-S 14 G3 MX



General information

Material specifications: B3 threaded studs

X-P G3 MX, X-S G3 MX

Carbon steel, HRC 57.5, 2-13 µm zinc coating

X-C G3 MX

Carbon steel, HRC 56.5, 2-13 µm zinc coating

Approvals

ICC-ESR 1752 (USA)

X-P 17/20/24 G3 MX, X-C 20/27/32 G3 MX and X-S 14 G3 MX

IBMB

X-P 17/20/24 G3 MX, X-C 20/27/32/39 G3 MX

ETA-16/0301

X-P 20/24 G3 MX

Applications

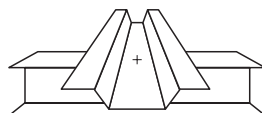
Examples



Drywall tracks



Light-duty building construction applications



Temporary tacking of composite deck to steel beams

Product data

Electrical elements to be used with nails

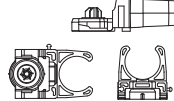
X-ECT MX



X-UCT MX



X-EKS MX



X-EKSC MX



X-FB MX



X-ECH MX



X-DFB MX



X-EKB MX



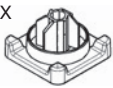
X-ECC MX



X-EHS MX



X-ET MX



X-TT



X-ECT 40 MX



General information

Material specifications

X-ECT MX, X-EKS MX, X-EKSC MX, Polyamide (halogen and silicon-free), light grey RAL 7035
X-EKB MX, X-ECH MX

X-ECT-FR MX, X-EKB-FR MX

PBT (silicon free, flame retardant), stone grey RAL 7030

X-UCT MX, X-ET MX

HDPE (halogen and silicon free), light grey RAL 7035

X-TT

Polyester (PES)

X-FB MX, X-DFB MX

Galvanized steel sheet, $f_U = 270-420 \text{ N/mm}^2$, 10–20 μm zinc coating

X-ECC MX, X-EHS MX

Galvanized steel sheet, $f_U = 270-420 \text{ N/mm}^2$, $\geq 10-20 \mu\text{m}$ zinc coating

Approvals

ICC-ESR 1752 (USA), IBMB, ETA-16/0301

Applications



Conduits and light-duty pipes



Electrical cables

Product data

GX 3 gas tool

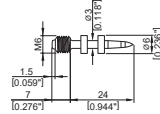


GX 3, GX 3-ME

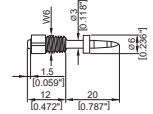
Studs

(For fastening to concrete)

X-M6-7-24 G3 P7

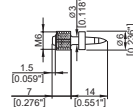


X-W6-12-20 G3 P7

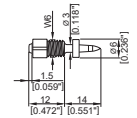


(For fastening to steel)

X-M6-7-14 G3 P7



X-W6-12-14 G3 P7



General information

Material specifications

Carbon steel shank

HRC 57.5


Zinc coating

2-10 µm

Applications



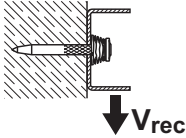
Junction boxes, switch boxes, etc.



Pipe rings for light-duty pipes

Performance data

Performance data for drywall track fastening



X-S 14 G3 MX (Base material: steel)

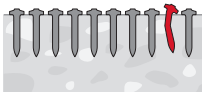
Tension N_{rec} [kN]	Shear V_{rec} [kN]
0.4	0.4

X-P G3, X-C G3 (Base material: concrete / sand-lime masonry)

Embedment [mm]	Recommended Loads [kN]					
	Tension N_{rec}		Shear V_{rec}		Tension N_{rec}	Shear V_{rec}
	Concrete Type				Sand-lime masonry	
	Soft	Tough	Soft	Tough		
≥ 22	-	-	-	-	0.3	0.3
≥ 18	0.2	-	0.2	-	0.2	0.2
≥ 14	0.1	0.1	0.1	0.1	0.1	0.1

Conditions:

- For safety relevant fastenings sufficient redundancy of the entire system is required; Minimum of 5 nails per fastened track. All visible setting failures must be replaced
- Sheet metal failure is not considered in recommended loads and must be assessed separately
- Soft concrete up to $f_{c,cube} = 45 \text{ N/mm}^2$ (C35/45), some tough concrete up to $f_{c,cube} = 60 \text{ N/mm}^2$ (C50/60).
- Concrete with aggregate like granite or river rock or softer, and up to 16 mm diameter



Stick rate estimation		
	Soft Concrete	Tough concrete
X-P G3	85% – 98%	70% – 85%
X-C G3	75% – 90%	55% – 70%

- The stick rate indicates the percentage of nails that were driven correctly to carry a load. Stick rate can vary from the above values depending on job site conditions.

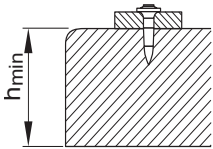
Threaded stud	Recommended loads and tightening torque			Base material
	N _{rec} [kN]	V _{rec} [kN]	T _{rec} [Nm]	
X-M6-7-24 G3 P7	0.05	0.05	3.0	Concrete, sand-lime masonry
X-W6-12-20 G3 P7				
X-M6-7-14 G3 P7	0.2	0.2	3.0	Steel
X-W6-12-14 G3 P7				

Recommended loads (electrical elements used with nails)

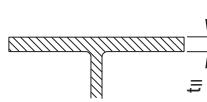
Element	Maximum service load F _{max} [N]
X-ECT (FR) MX	40
X-UCT MX	40
X-EKS MX	11
X-EKSC MX	32
X-FB MX / X-DFB MX	20
X-ECC MX	50
X-EHS MX	80
X-EKB (FR) 4 MX	9
X-EKB (FR) 8 MX	14
X-EKB (FR) 16 MX	18
X-ECH MX	40
	Cable trunking
X-ET MX	100

Application requirements

Thickness of base material



Concrete (for nails
and threaded studs)
 $h_{\min} = 60\text{mm}$

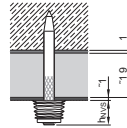


Steel
 $t_{II} \geq 4.0\text{mm}$ (for nails)
 $t_{II} \geq 6.0\text{mm}$ (for
threaded studs)

Thickness of fastened material

Wooden track: $t_I \leq 25\text{mm}$

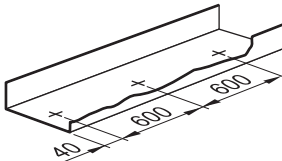
Metal track: $t_I \leq 2\text{mm}$



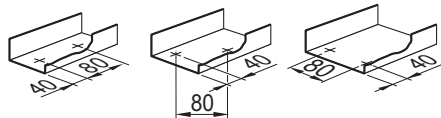
Deflection head:
 $t_{I,\text{tot.}} \leq 21\text{mm}$ (gypsum strip
+ metal track and sealant)

Spacing and edge distances (mm)

Spacing along track

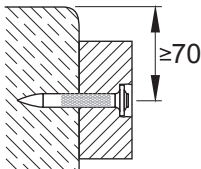


All track ends (cut-outs for doors),
secure with 2 nails

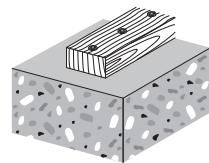
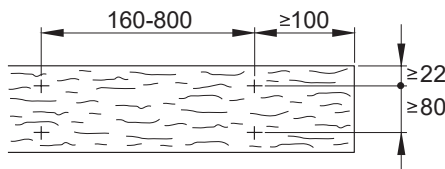


Fastener spacing max. 30 cm for proprietary
light non-load-bearing partition walls with
fire classification

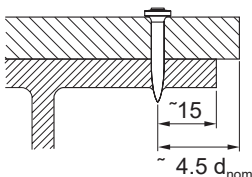
Distance to edge of concrete / sand-lime masonry



Spacing between nails when fastening wood to concrete

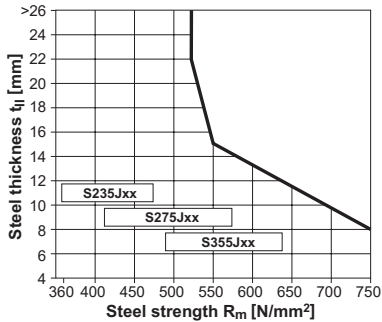


Distance to edge of fastened material (steel base material)

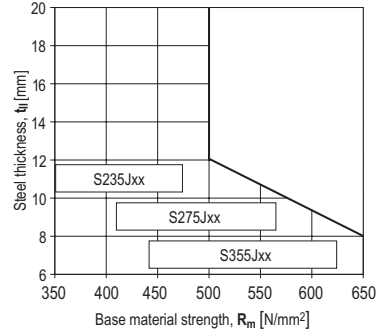


Application limits

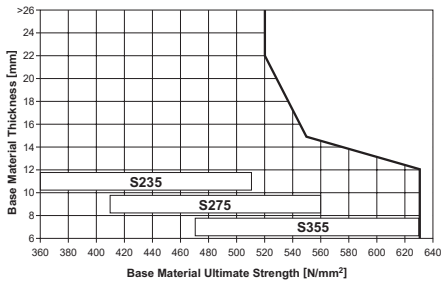
X-S 14 G3 MX



X-M6-7-14 G3 P7, X-W6-12-14 G3 P7



For temporary tacking of composite decks



Design conditions:

- Single layer sheet with a maximum thickness of 1.25 mm.
- Sheeting grade up to S450 acc. to EN 10346.
- Minimum base material thickness: 6 mm
- Minimum steel grade: S235 acc. to EN 10025-2

Corrosion information

The intended use only comprises fastenings which are not directly exposed to external weather conditions or moist atmospheres, i.e. only intended for dry indoor areas.

Fastener selection and system recommendation

Fastener program

Nails

Nail	Item no.	Shank length (mm)	Shank diameter (mm)	Base material	Length recommendation			
X-S 14 G3 MX	2101547	14	3	Steel				
X-P 17 G3 MX	2101046	17	3	Concrete / Sand-lime masonry				
X-P 20 G3 MX	2101047	20	3					
X-P 24 G3 MX	2101048	24	3					
X-C 20 G3 P7	2100955	20	3					
X-C 27 G3 P7	2100956	27	3					
X-C 32 G3 MX	2100957	32	3					
X-C 39 G3 MX	2100958	39	2.8					

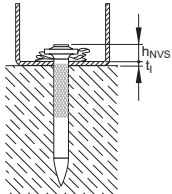
Threaded studs

Threaded studs	Item no.	Thread size	Thread length (mm)	Shank length (mm)	Shank diameter (mm)	Base material
X-M6-7-14 G3 P7	2101052	M6	7	14	3	Steel
X-M6-7-24 G3 P7	2101053	M6	7	24	3	Concrete
X-W6-12-14 G3 P7	2101054	W6	12	14	3	Steel
X-W6-12-20 G3 P7	2101055	W6	12	20	3	Concrete

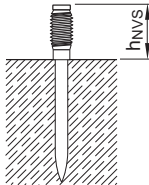
Fastening quality assurance

Fastening inspection

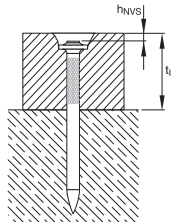
Nails and studs in concrete / sand-lime masonry



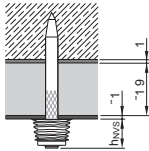
X-P_G3 MX, X-C_G3 MX:
 $h_{NVS} = 2-5 \text{ mm}$



X-M6-7-24 G3 P7
X-W6-12-20 G3 P7
 $h_{NVS} \geq 7 \text{ mm}$
 $\geq 12 \text{ mm}$

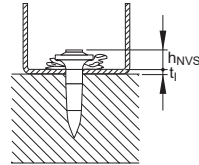


X-P_G3 MX, X-C_G3 MX:
 $h_{NVS} = 2-3 \text{ mm}$

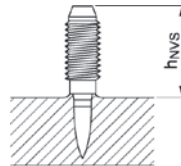


Deflection head
X-C 39 G3 MX
12.5 mm board: $h_{NVS} \leq 15 \text{ mm}$
15 mm board: $h_{NVS} \leq 12 \text{ mm}$
19 mm board: $h_{NVS} \leq 8 \text{ mm}$

Nails and studs in steel



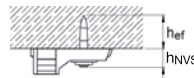
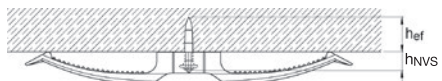
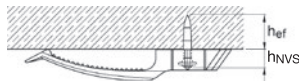
X-S 14 G3 MX:
 $h_{NVS} = 2-9 \text{ mm}$



X-M6-7-14 G3 P7
X-W6-12-14 G3 P7
 $h_{NVS} \geq 7 \text{ mm}$
 $\geq 12 \text{ mm}$

Element	$h_{NVS} \text{ (mm)}$	
	Concrete	Steel
X-EKB 4/8 MX	6-11	6-9
X-EKB 16 MX	6-11	6-9
X-ECT MX	6-11	6-9
X-UCT MX	6-11	6-9
X-ECH MX	6-11	6-9
X-EKS MX	6-11	6-9
X-EKSC MX	6-11	6-9
X-FB MX	7-11	7-9
X-DFB MX	7-11	7-9
X-ECC MX	7-11	7-9
X-EHS MX	7-11	7-9
X-ET MX*	5-10	5-9

Examples



*) With X-ET MX, the h_{NVS} is measured against the cable trunk.

Attn. : To whom it may concern

Date : 1 April 2025
Ref. : 099/DF/SC/25

Subject : Country of Origin- Hilti X-S G3 MX & X-P G3 MX Nails

Dear Sir / Madam,

Enclosed please find the information of X-S G3 MX & X-P G3 MX Nails.

Brand Name : Hilti

Model Name : Hilti X-S G3 MX & X-P G3 MX Nails

Manufacturer : Hilti Corporation

Address of Manufacturer : FL-9494, Principality of Liechtenstein.

Manufacturer Contact Person : Spencer Cheung

Supplier : Hilti (Hong Kong) Ltd

Address of Supplier : 701-704, 7/F, Tower A, Manulife Financial Centre,
223 Wai Yip Street, Kwun Tong, Kowloon, Hong Kong

Supplier Contact Person : Spencer Cheung (+852 9732 1231)

Country of Origin : Liechtenstein

Should you have further questions, please do not hesitate to contact our Technical Representatives, Customer Service Hotline at 8228-8118, or email us at hksales@hilti.com.

Yours faithfully,



Spencer Cheung
Head of Product Leadership Strategy

Attn. : To whom it may concern

Date : 1 April 2025
Ref. : 091/DF/SC/25

Subject : Country of Origin- Hilti GX 3 Gas-Actuated Fastening Tool

Dear Sir / Madam,

Enclosed please find the information of Hilti GX 3 Gas-Actuated Fastening Tool.

Brand Name : Hilti

Model Name : Hilti GX 3 Gas-Actuated Fastening Tool

Manufacturer : Hilti Corporation

Address of Manufacturer : FL-9494, Principality of Liechtenstein.

Manufacturer Contact Person : Spencer Cheung

Supplier : Hilti (Hong Kong) Ltd

Address of Supplier : 701-704, 7/F, Tower A, Manulife Financial Centre,
223 Wai Yip Street, Kwun Tong, Kowloon, Hong Kong

Supplier Contact Person : Spencer Cheung (+852 9732 1231)

Country of Origin : Austria

Should you have further questions, please do not hesitate to contact our Technical Representatives, Customer Service Hotline at 8228-8118, or email us at hksales@hilti.com.

Yours faithfully,



Spencer Cheung
Head of Product Leadership Strategy

Attn. : To whom it may concern

Date : 1 April 2025
Ref. : 092/DF/SC/25

Subject : Country of Origin- Hilti GC 42 Gas Can

Dear Sir / Madam,

Enclosed please find the information of Hilti GC 42 Gas Can.

Brand Name : Hilti

Model Name : Hilti GC 42 Gas Can

Manufacturer : Hilti Corporation

Address of Manufacturer : FL-9494, Principality of Liechtenstein.

Manufacturer Contact Person : Spencer Cheung

Supplier : Hilti (Hong Kong) Ltd

Address of Supplier : 701-704, 7/F, Tower A, Manulife Financial Centre,
223 Wai Yip Street, Kwun Tong, Kowloon, Hong Kong

Supplier Contact Person : Spencer Cheung (+852 9732 1231)

Country of Origin : Germany

Should you have further questions, please do not hesitate to contact our Technical Representatives, Customer Service Hotline at 8228-8118, or email us at hksales@hilti.com.

Yours faithfully,



Spencer Cheung
Head of Product Leadership Strategy



X-P G3 MX Concrete Nails