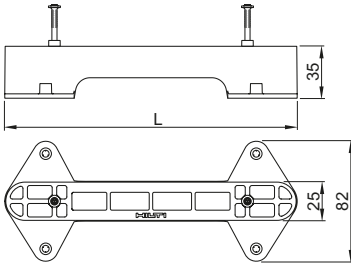


# X-DFS Double form stop

## Product data

### Dimensions



### Material specifications

X-DFS: polypropylene  
(halogen and silicone free)  
grey (RAL 7030),  
green (RAL 6018),  
light brown (RAL 8001)

Nails (pre-mounted):

X-C 62: Carbon steel, HRC 56.5,  
 $d_{nom} = 3.5 \text{ mm}$ ,  
zinc coating 5–20  $\mu\text{m}$

### Recommended fastening tools

DX 6 F8, DX 5 F8, DX 460 F8,  
DX 351 ME, DX 2

- See fastener program in the next pages.

## Material specification and material properties for carbon steel elements

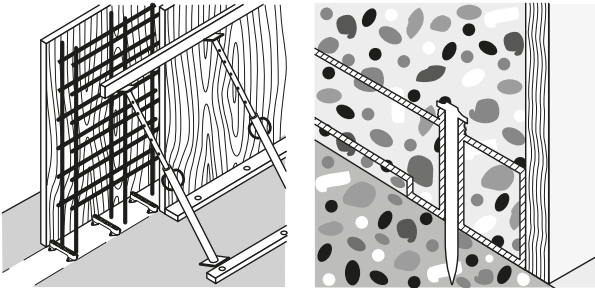
### Nail recommendation for concrete base material


Nail type	Length	Tip	Shank $\varnothing$	Material	Hardness	Coating
X-C 62	62 mm	Cut	3.5 mm	Carbon steel	56.5 HRC	Zinc, 5–20 $\mu\text{m}$

- Two X-C 62 nails are pre-mounted to each X-DFS element.

## Applications

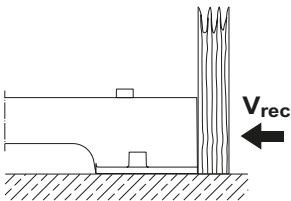
### Example




-  • Positioning concrete forms on concrete surfaces.
- Leave in place formwork spacer, polypropylene is non rusting, nearly invisible and non-conductive.
- Fixed-length form stops for soft concrete base material.

## Performance data

### Recommended resistance under shear load

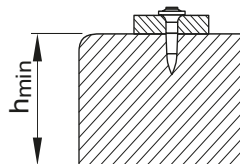


Shear load:  $V_{rec} = 0.4 \text{ kN}$

-  • Predominantly static, however, vibration from concrete compacting is allowed.
- Valid for soft concrete, medium concrete with strength of  $f_{C, \text{cube}} = 25\text{-}45 \text{ N/mm}^2$ .
- For more details in relation to base material properties, please refer to the chapter **Fastener selection guide** in the Direct Fastening Technology Manual (DFTM).

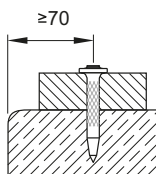
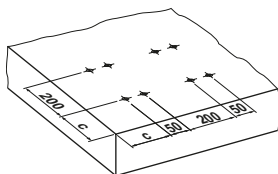
## Application recommendation

### Base material thickness



Concrete:  $h_{min} = 80 \text{ mm}$

### Fastener positioning in base material



Edge distance:  $c \geq 70$  mm

### Corrosion information

- For temporary fixations no restrictions exist.
- For more details, please refer to following technical document:  
Hilti Corrosion Handbook.

### System recommendation

- For more details, please refer to the chapter **Accessories and consumables compatibility** in the Direct Fastening Technology Manual (DFTM).

### Cartridge recommendation

Base material	Cartridge color (tool power level)	
	Tool type: DX 6 F8	Tool type: DX 5 F8, DX 460 F8, DX 351 ME, DX 2
	Cartridge type: 6.8/11 M	Cartridge type: 6.8/11 M
Soft/medium concrete	titanium ■ (1-5)	green ■, yellow ■, red ■
Tough concrete	titanium ■ (4-8)	yellow ■, red ■

- Tool power level adjustment by setting tests on site.
- Start tool energy selection with lowest recommended tool power level.
- Correct according requirement from chapter quality assurance.

### Fastener program

Designation	Item no.	Length L	Nail shank $d_{nom}$
X-DFS 160 C62	2159751	160 mm	3.5 mm
X-DFS 180 C62	2159752	180 mm	3.5 mm
X-DFS 200 C62	2159753	200 mm	3.5 mm